



Picture shows HST-W1-4 with variation code VC0000947 and HST-W1-7 with variation code VC0000956.

## Intended use

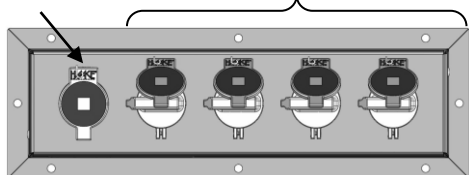
The Key change device HST-W serves as the release of one or multiple key changes with coding, through the previous actuation of one or multiple locks with the help of one or multiple release keys with a different coding.

The HST-W is used, for example, if in the system more keys are necessary to open the separating safeguard than are free in the initial shutdown. The Key change device acts as a link between the shutdown components of the system and the guard-locking of the separating safeguard.

## Function

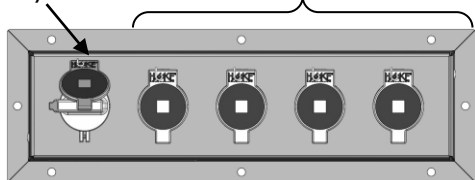
### Initial situation without release key

Lock for the release key      Lock with inserted and interlocked change keys



### Situation after the key change

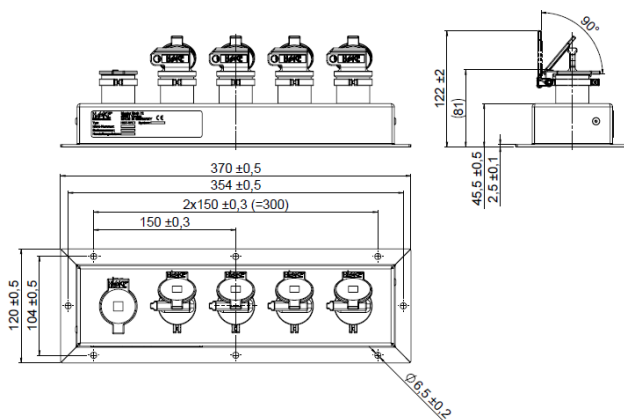
Lock with inserted and interlocked release key      Locks for the change keys



## Technical data

Environment:	Indoor/ outdoor
Temperature range:	-25°C to +80°C
Humidity:	to 100% (standard climate)
Material	
Lock:	Stainless steels
Housing:	Black powder coated sheet metal
Ambient atmosphere:	Industrial environments
Mounting position:	All positions
Mechanical service life:	280.000 actuations
Mission time:	15 years
MTTFd:	150 years

## Dimensions HST-W with 2-5 locks



All dimensions in mm.

The figure shows a variant of the key change device with up to 5 locks. The exact number of release and change locks of each variant is listed in the following table.

Article	Variation code	Type	Number of release locks	Number of change locks
60055	VC0000944	HST-W-1-1	1	1
60055	VC0000945	HST-W-1-2	1	2
60055	VC0000946	HST-W-1-3	1	3
60055	VC0000947	HST-W-1-4	1	4
60055	VC0000948	HST-W-2-1	2	1
60055	VC0000949	HST-W-2-2	2	2
60055	VC0000950	HST-W-2-3	2	3
60055	VC0000951	HST-W-3-1	3	1
60055	VC0000952	HST-W-3-2	3	2
60055	VC0000953	HST-W-4-1	4	1

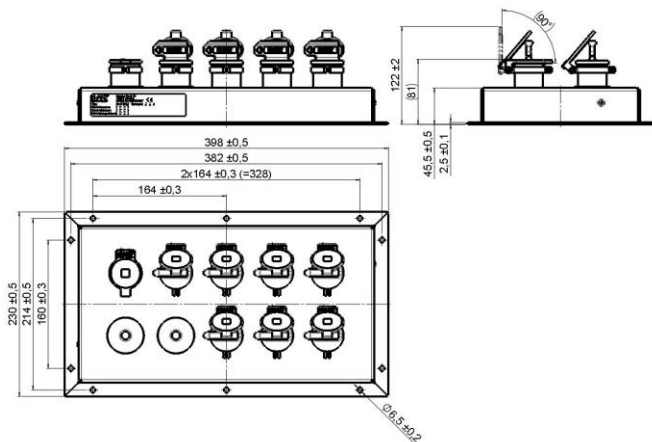
Table 1: Overview HST-W, 2-5 locks

Haake Technik GmbH  
 Master Esch 72  
 48691 Vreden  
 Germany

info@haake-technik.com  
 www.haake-technik.com  
 T: +49 (0) 2564 3965 0  
 F: +49 (0) 2564 3965 90



## Dimensions HST-W with 6-10 locks



All dimensions in mm.

The figure shows a variant of the key change device with up to 10 locks. The exact number of release and change locks of each variant is listed in the following table.

Article	Variation code	Type	Number of release locks	Number of change locks
60055	VC0000954	HST-W-1-5	1	5
60055	VC0000955	HST-W-1-6	1	6
60055	VC0000956	HST-W-1-7	1	7
60055	VC0000957	HST-W-1-8	1	8
60055	VC0000958	HST-W-1-9	1	9
60055	VC0000959	HST-W-2-4	2	4
60055	VC0000960	HST-W-2-5	2	5
60055	VC0000961	HST-W-2-6	2	6
60055	VC0000962	HST-W-2-7	2	7
60055	VC0000963	HST-W-2-8	2	8
60055	VC0000964	HST-W-3-3	3	3
60055	VC0000965	HST-W-3-4	3	4
60055	VC0000966	HST-W-3-5	3	5
60055	VC0000967	HST-W-3-6	3	6
60055	VC0000968	HST-W-3-7	3	7
60055	VC0000969	HST-W-4-2	4	2
60055	VC0000970	HST-W-4-3	4	3
60055	VC0000971	HST-W-4-4	4	4
60055	VC0000972	HST-W-4-5	4	5
60055	VC0000973	HST-W-4-6	4	6
60055	VC0000974	HST-W-5-1	5	1
60055	VC0000975	HST-W-5-2	5	2
60055	VC0000976	HST-W-5-3	5	3
60055	VC0000977	HST-W-5-4	5	4
60055	VC0000978	HST-W-5-5	5	5
60055	VC0000979	HST-W-6-1	6	1
60055	VC0000980	HST-W-6-2	6	2
60055	VC0000981	HST-W-6-3	6	3
60055	VC0000982	HST-W-6-4	6	4
60055	VC0000983	HST-W-7-1	7	1
60055	VC0000984	HST-W-7-2	7	2
60055	VC0000985	HST-W-7-3	7	3
60055	VC0000986	HST-W-8-1	8	1
60055	VC0000987	HST-W-8-2	8	2
60055	VC0000988	HST-W-9-1	9	1

Table 2: Overview HST-W, 6-10 locks