

Picture shows HST-TZ1 with variation code VC0000915 and HST-TZ1 with variation code VC0000912.

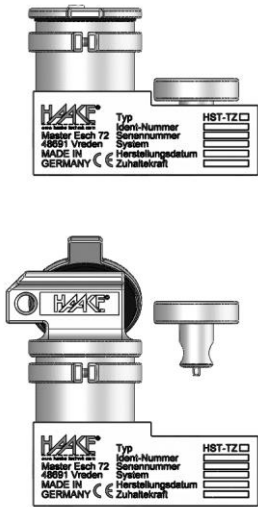
Intended use

The Access lock HST-TZ1 with an adjacent Actuator serves as access protection and can be used on separating safeguards such as swing doors and sliding doors or flaps. The Actuator can be removed by operating the HST-TZ1, whereby the safeguard can be opened.

In conjunction with other components (key transfer system), it can be ensured that no danger areas can be reached after opening the safeguard.

Other applications are prohibited.

Function



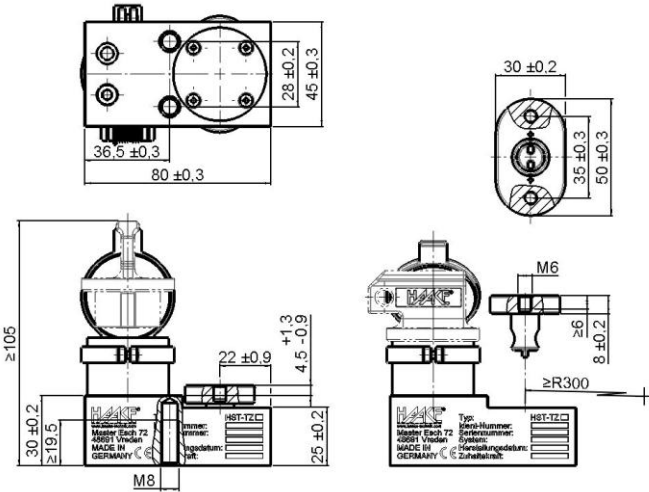
Access lock closed:
The Actuator is secured
against removal.

Access lock open:
Keys secured against
removal.

Technical data

Environment:	Indoor/ outdoor
Temperature range:	-25°C to +80°C
Humidity:	Up to 100% (standard climate)
Material:	Stainless Steel
Ambient atmosphere:	Industrial environments
Mounting position:	All positions
Mechanical service life:	280.000 actuations
Mission time:	15 years
MTTFd:	150 years
Locking force	3000N

Dimensions HST-TZ1: Actuator from the front



All dimensions in mm.

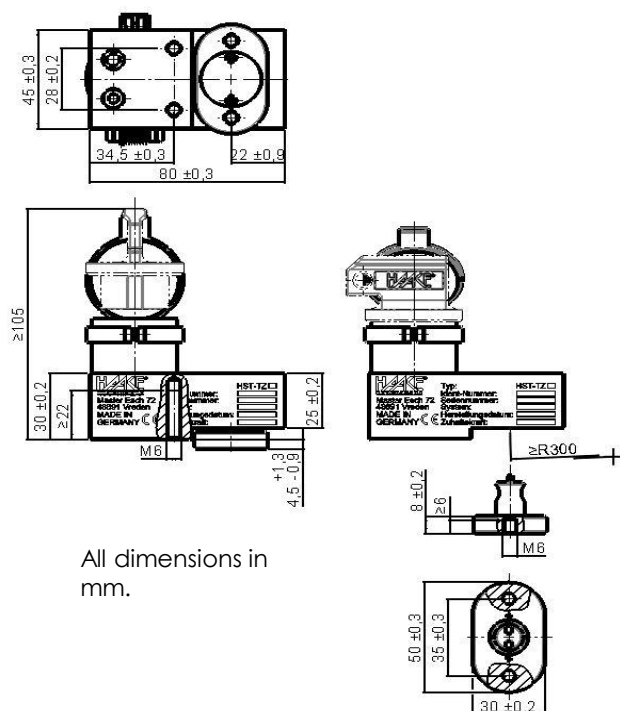
Figure shows a variant of the access lock. The actuator of this variant can be removed from the front. The direction of each variant is listed in the following table.

Article	Variation code	Direction
60053	VC0000912	right
60053	VC0000913	Left

Table 1: Overview HST-TZ1, actuator from the front



Dimensions HST-TZ1: Actuator from the back



All dimensions in mm.

Figure shows a variant of the access lock. The actuator of this variant can be removed from the back. The direction of each variant is listed in the following table.

Article	Variation code	Direction
60053	VC0000914	right
60053	VC0000915	left

Table 2: Overview HST-TZ1, actuator from the back